

TADM12

Technical Impl. and Operation II for SAP S/4HANA and SAP Business Suite - Week 1

PARTICIPANT HANDBOOK INSTRUCTOR-LED TRAINING

Course Version: 18

Course Duration: 10 Day(s)

e-book Duration: 23 Hours 35 Minutes

Material Number: 50143652

SAP Copyrights and Trademarks

© 2018 SAP SE or an SAP affiliate company. All rights reserved.

No part of this publication may be reproduced or transmitted in any form or for any purpose without the express permission of SAP SE or an SAP affiliate company.

SAP and other SAP products and services mentioned herein as well as their respective logos are trademarks or registered trademarks of SAP SE (or an SAP affiliate company) in Germany and other countries. Please see <http://global12.sap.com/corporate-en/legal/copyright/index.epx> for additional trademark information and notices.

Some software products marketed by SAP SE and its distributors contain proprietary software components of other software vendors.

National product specifications may vary.








These materials are provided by SAP SE or an SAP affiliate company for informational purposes only, without representation or warranty of any kind, and SAP SE or its affiliated companies shall not be liable for errors or omissions with respect to the materials. The only warranties for SAP SE or SAP affiliate company products and services are those that are set forth in the express warranty statements accompanying such products and services, if any. Nothing herein should be construed as constituting an additional warranty.

In particular, SAP SE or its affiliated companies have no obligation to pursue any course of business outlined in this document or any related presentation, or to develop or release any functionality mentioned therein. This document, or any related presentation, and SAP SE's or its affiliated companies' strategy and possible future developments, products, and/or platform directions and functionality are all subject to change and may be changed by SAP SE or its affiliated companies at any time for any reason without notice. The information in this document is not a commitment, promise, or legal obligation to deliver any material, code, or functionality. All forward-looking statements are subject to various risks and uncertainties that could cause actual results to differ materially from expectations. Readers are cautioned not to place undue reliance on these forward-looking statements, which speak only as of their dates, and they should not be relied upon in making purchasing decisions.

Typographic Conventions

American English is the standard used in this handbook.

The following typographic conventions are also used.

This information is displayed in the instructor's presentation	
Demonstration	
Procedure	
Warning or Caution	
Hint	
Related or Additional Information	
Facilitated Discussion	
User interface control	Example text
Window title	Example text



Contents

vii	Course Overview
1	Unit 1: Application Lifecycle Management
2	Lesson: Describing Application Lifecycle Management
8	Lesson: Implementing Business Processes and Installing SAP Systems
18	Lesson: Describing Business Process Operations
22	Lesson: Maintaining SAP systems
37	Unit 2: Introduction to SAP Software Logistics
38	Lesson: SAP System Landscape
46	Lesson: Client Concept
51	Lesson: System Change Options and Client Change Options
62	Unit 3: Setting Up an SAP System Landscape
63	Lesson: Setting Up the Transport Management System (TMS)
83	Lesson: Extended Transport Control
94	Unit 4: Creating and Exporting Transport Requests
95	Lesson: Customizing and Customizing Projects
104	Lesson: Transport Requests for Customizing
114	Lesson: Customizing Procedure
124	Lesson: Transport Requests for Development
135	Lesson: Customer Development
142	Lesson: Modifying SAP Objects
160	Unit 5: Importing Transport Requests
161	Lesson: The Transport Process
166	Lesson: Imports Using TMS
181	Lesson: QA Approval Procedure and Transport Proposals
190	Lesson: Import Process
204	Lesson: Monitoring Tools
215	Lesson: Cleaning up the Transport Directory
228	Unit 6: SAP Note Assistant, SAP Support Packages, SAP Enhancement Packages and SAP System Upgrades
229	Lesson: SAP Note Assistant
241	Lesson: SAP Support Packages
253	Lesson: SAP Enhancement Packages and SAP System Upgrade

274 Unit 7: Client Tools

275 Lesson: Client Copy and Client Transport Tools

292 Lesson: Client Compare and Client Maintenance Tools

303 Unit 8: Enhanced Change and Transport System (CTS+)

304 Lesson: Enhanced CTS - The Basic Idea

311 Lesson: Configuration of the Change and Transport System for the enhanced CTS

327 Lesson: Transport of Non-ABAP Objects