

TADM10

Technical Impl. and Operation I for SAP S/4HANA and SAP Business Suite - Week 1

PARTICIPANT HANDBOOK
INSTRUCTOR-LED TRAINING

Course Version: 18

Course Duration: 10 Day(s)

e-book Duration: 41 Hours 5 Minutes

Material Number: 50143647

SAP Copyrights and Trademarks

© 2018 SAP SE or an SAP affiliate company. All rights reserved.

No part of this publication may be reproduced or transmitted in any form or for any purpose without the express permission of SAP SE or an SAP affiliate company.

SAP and other SAP products and services mentioned herein as well as their respective logos are trademarks or registered trademarks of SAP SE (or an SAP affiliate company) in Germany and other countries. Please see <http://global12.sap.com/corporate-en/legal/copyright/index.epx> for additional trademark information and notices.

Some software products marketed by SAP SE and its distributors contain proprietary software components of other software vendors.

National product specifications may vary.








These materials are provided by SAP SE or an SAP affiliate company for informational purposes only, without representation or warranty of any kind, and SAP SE or its affiliated companies shall not be liable for errors or omissions with respect to the materials. The only warranties for SAP SE or SAP affiliate company products and services are those that are set forth in the express warranty statements accompanying such products and services, if any. Nothing herein should be construed as constituting an additional warranty.

In particular, SAP SE or its affiliated companies have no obligation to pursue any course of business outlined in this document or any related presentation, or to develop or release any functionality mentioned therein. This document, or any related presentation, and SAP SE's or its affiliated companies' strategy and possible future developments, products, and/or platform directions and functionality are all subject to change and may be changed by SAP SE or its affiliated companies at any time for any reason without notice. The information in this document is not a commitment, promise, or legal obligation to deliver any material, code, or functionality. All forward-looking statements are subject to various risks and uncertainties that could cause actual results to differ materially from expectations. Readers are cautioned not to place undue reliance on these forward-looking statements, which speak only as of their dates, and they should not be relied upon in making purchasing decisions.

Typographic Conventions

American English is the standard used in this handbook.

The following typographic conventions are also used.

This information is displayed in the instructor's presentation	
Demonstration	
Procedure	
Warning or Caution	
Hint	
Related or Additional Information	
Facilitated Discussion	
User interface control	Example text
Window title	Example text

Contents

vii	Course Overview
1	Unit 1: SAP Systems
2	Lesson: Describing the Setup of SAP Systems
11	Unit 2: Navigation
13	Lesson: Describing SAP GUI and SAP LOGON
23	Lesson: Describing SAP GUI Functions, Help, and Personalization
34	Lesson: Describing Navigation using a Browser
37	Lesson: Describing SAP Business Client
42	Lesson: Appendix: Describing the SAP Enterprise Portal
52	Unit 3: The SAP System Kernel
53	Lesson: Explaining the Basic Architecture of SAP NetWeaver AS
64	Lesson: Explaining SAP NetWeaver Application Server ABAP (SAP NetWeaver AS for ABAP) Processes
86	Lesson: Describing SAP NetWeaver AS Java Processes
98	Unit 4: Software Development in SAP Systems
100	Lesson: Describing the Data Structure of an SAP System and Software Logistics
109	Lesson: Accessing and Editing ABAP Repository Objects
123	Lesson: Importing Transport Requests
127	Lesson: Appendix: Explaining SAP NetWeaver Development Infrastructure (NWDI)
144	Unit 5: Users and Authorizations in AS ABAP
145	Lesson: Creating, Copying, and Maintaining User Master Records
151	Lesson: Maintaining User Authorizations with Roles and Profiles
160	Lesson: Defining Login Parameters and Using the User Information System
169	Lesson: Appendix - Describing Advanced User Administration Tasks
176	Unit 6: Users and Authorizations in AS Java
177	Lesson: Configuring the SAP User Management Engine (UME)
192	Lesson: Maintaining Users and Groups
198	Lesson: Managing Java Authorization
203	Lesson: Administrating Special Principals

211	Unit 7:	Communication and Integration Technologies
212		Lesson: Describing Remote Function Calls and BAPIs
219		Lesson: Explaining Cross-System Business Processes
222		Lesson: Describing SAP Gateway
233	Unit 8:	SAP Fiori Foundation
234		Lesson: Exploring SAP Fiori Design
240		Lesson: Exploring SAP Fiori Launchpad
249		Lesson: Personalizing SAP Fiori
254		Lesson: Explaining Application Types
262		Lesson: Examining SAP Fiori for S/4HANA
272		Lesson: Appendix: Referencing SAP Fiori Catalogs
278		Lesson: Appendix: Creating SAP Fiori Catalogs
289	Unit 9:	System Monitoring and Troubleshooting
290		Lesson: Using the Monitoring Architecture of the Computing Center Management System
299		Lesson: Explaining the Concept of Monitoring Tools in SAP Solution Manager
311		Lesson: Tracing and Logging in the SAP System
318		Lesson: Troubleshooting Procedures
322	Unit 10:	SAP Portfolio Overview
323		Lesson: Explaining the Role of SAP NetWeaver
328		Lesson: Describing the SAP Software Portfolio
343		Lesson: Describing the SAP Release Strategy
349	Unit 11:	SAP Support Portal and SAP Community
350		Lesson: Describing SAP Support Portal
354		Lesson: Describing the SAP Community