

Skimming:

Age: 01-01-01 , 01-01-02, 01-01-03 = (01-02-01 - Minor), (02-01-01 - Major)

If you package any rule all the versions will be packaged.

If you want to drop the rules from previous/Lower versions then we can go with skimming.

Skimming Def: It is the Process of Copying all the rules from lower ruleset version into next highest version by eliminating duplicates.

There are 2 types of skimming:

Major Skimming

Minor Skimming

Ex1: 01-01-05 (Current Version)

Minor : 01-02-01

Major: 02-01-01

Ex2: 01-04-05

Minor: 01-05-01

Major: 02-01-01

Major or Minor depend upon our business requirement.

Open Ruleset Form:

The screenshot shows the Pega Dev Studio interface. At the top, there's a navigation bar with 'DEV STUDIO' and 'DEVELOPMENT' environment. The main area displays 'Edit Ruleset: ALFAAUTO RuleSet' with ID: ALFAAUTO. A red warning banner states: 'This record has 1 severe or moderate warning (including 1 unjustified) Review/Edit'. Below this, there are tabs for 'Versions', 'Security', 'Category', and 'History'. The 'Validation mode' section has 'Application Validation' selected. The 'Rule information' section shows 'Checked out: 13' and 'Rule count: 302'. A table lists rule versions:

Secure	Version	Description	Approval required	Checked out	All rules
▶	01-01-01	ALFAAUTO 01-01-01	<input type="checkbox"/>	0	221
▶	01-01-02	ALFAAUTO:01-01-02	<input type="checkbox"/>	13	58

Now We need to Check in all the Checkout Rules

Select Bulk Actions from Private Menu:

The screenshot shows the Pega Dev Studio interface for editing a ruleset. The main area displays 'Edit Ruleset: ALFAAUTO RuleSet' with ID 'ALFAAUTO'. Under the 'Validation mode' section, 'Application Validation' is selected. A table lists rule versions, with the current version 'ALFAAUTO:01-01-02' checked out by 14 users. A dropdown menu titled 'Checked out records' is open, listing various rule types and their names, such as 'Activity', 'Flow', and 'Section'.

Checked out records

Type	Name	Applies to
Activity	ABCAdvAct	ALFA-ALFAAUTO-Work
	ABCAdvAgent	ALFA-ALFAAUTO-Work
	ABCStdAct	ALFA-ALFAAUTO-Work
Flow	ForkFlow	ALFA-ALFAAUTO-Work
	UserScreenFlow	ALFA-ALFAAUTO-Work
Flow Action	AutoVehicleFA	ALFA-ALFAAUTO-Work
	CustomerDetailsFA	ALFA-ALFAAUTO-Work
Harness	AddNewStateHarness	Data-Portal
	Perform	Work-
Section	CustomerDetailsSection	ALFA-ALFAAUTO-Work
	CustSearchSection	ALFA-ALFAAUTO-Work
	PersonalVehicleSection	ALFA-ALFAAUTO-Work

Rule information

Checked out	Rule count
14	228

Rule Version Table

Secure	Version	Description	Approval required	Checked out	All rules
▶ 🔒	01-01-01	ALFAAUTO 01-01-01	<input type="checkbox"/>	0	140
▼ 🔒	01-01-02	ALFAAUTO:01-01-02	<input type="checkbox"/>	14	68

IN APPLICATION VALIDATION MODE 'REQUIRED RULESETS' ARE DISABLED

Effective Start Date: 13/02/2020 [View History](#)

Buttons: Lock and Save, Save, Delete

Click on Bulk Actions

localhost - Microsoft Edge

localhost:8080/prweb/PRServlet/3RgaLFemDCaE7qAG3yL-rlyMici6oLkh*/!OpenPortal_Developer?pyActivity=%40baseclass.DisplayStream&StreamName=myCheckOutRulesController&S

Rules Checked Out by "Sai A"

Select All [Clear All](#) Displaying 12 records [Clear Comments](#)

SELECT	RULETYPE ▲	NAME	RULESET	IS PRIVATE CHECKOUT?	DESCRIPTION	PROJECT MANAGEMENT ITEM	CHECK-IN COMMENTS	STATUS
<input type="checkbox"/>	Harness	Perform	ALFAAUTO:01-01...	No	Perform		<input type="text"/>	
<input type="checkbox"/>	Harness	AddNewStateHar...	ALFAAUTO:01-01...	No	AddNewStateHar...		<input type="text"/>	
<input type="checkbox"/>	Section	PersonalVehicleS...	ALFAAUTO:01-01...	No	PersonalVehicleS...		<input type="text"/>	
<input type="checkbox"/>	Section	CustomerDetails...	ALFAAUTO:01-01...	No	CustomerDetails...		<input type="text"/>	
<input type="checkbox"/>	Section	CustSearchSection	ALFAAUTO:01-01...	No	CustSearchSection		<input type="text"/>	
<input type="checkbox"/>	Activity	ABCStdAct	ALFAAUTO:01-01...	No	ABCStdAct		<input type="text"/>	
<input type="checkbox"/>	Activity	ABCAdvAgent	ALFAAUTO:01-01...	No	ABCAdvAgent		<input type="text"/>	
<input type="checkbox"/>	Activity	ABCAdvAct	ALFAAUTO:01-01...	No	ABCAdvAct		<input type="text"/>	
<input type="checkbox"/>	Flow	ForkFlow	ALFAAUTO:01-01...	No	ForkFlow		<input type="text"/>	

Bulk Prefix

Work item to associate

Select All Checkout Rules, add prefix & Start Check in

Add Bulk Prefix & Click on Insert

localhost - Microsoft Edge

localhost:8080/prweb/PRServlet/3RgaLFemDCaE7qAG3yL-rlyMici6oLkh*/!OpenPortal_Developer?pyActivity=%40baseclass.DisplayStream&StreamName=myCheckOutRulesController&S

Rules Checked Out by "Sai A"

Select All [Clear All](#) Displaying 12 records [Clear Comments](#)

SELECT	RULETYPE ▲	NAME	RULESET	IS PRIVATE CHECKOUT?	DESCRIPTION	PROJECT MANAGEMENT ITEM	CHECK-IN COMMENTS	STATUS
<input checked="" type="checkbox"/>	Harness	Perform	ALFAAUTO:01-01...	No	Perform		<input type="text" value="AAA"/>	
<input checked="" type="checkbox"/>	Harness	AddNewStateHar...	ALFAAUTO:01-01...	No	AddNewStateHar...		<input type="text" value="AAA"/>	
<input checked="" type="checkbox"/>	Section	PersonalVehicleS...	ALFAAUTO:01-01...	No	PersonalVehicleS...		<input type="text" value="AAA"/>	
<input checked="" type="checkbox"/>	Section	CustomerDetails...	ALFAAUTO:01-01...	No	CustomerDetails...		<input type="text" value="AAA"/>	
<input checked="" type="checkbox"/>	Section	CustSearchSection	ALFAAUTO:01-01...	No	CustSearchSection		<input type="text" value="AAA"/>	
<input checked="" type="checkbox"/>	Activity	ABCStdAct	ALFAAUTO:01-01...	No	ABCStdAct		<input type="text" value="AAA"/>	
<input checked="" type="checkbox"/>	Activity	ABCAdvAgent	ALFAAUTO:01-01...	No	ABCAdvAgent		<input type="text" value="AAA"/>	
<input checked="" type="checkbox"/>	Activity	ABCAdvAct	ALFAAUTO:01-01...	No	ABCAdvAct		<input type="text" value="AAA"/>	
<input checked="" type="checkbox"/>	Flow	ForkFlow	ALFAAUTO:01-01...	No	ForkFlow		<input type="text" value="AAA"/>	

Bulk Prefix

Work item to associate ▼

▼

Now Click Start Next to Check in

localhost - Microsoft Edge

localhost:8080/prweb/PRServlet/3RgaLFemDCaE7qAG3yL-rlyMici6oLkh*/!OpenPortal_Developer?pyActivity=%40baseclass.DisplayStream&StreamName=myCheckOutRulesController&S

SELECT	RULETYPE ▲	NAME	RULESET	IS PRIVATE CHECKOUT?	DESCRIPTION	PROJECT MANAGEMENT ITEM	CHECK-IN COMMENTS	STATUS
<input type="checkbox"/>	Harness	Perform	ALFAAUTO:01-01...	No	Perform		AAA	✓
<input type="checkbox"/>	Harness	AddNewStateHar...	ALFAAUTO:01-01...	No	AddNewStateHar...		AAA	✓
<input type="checkbox"/>	Section	PersonalVehicleS...	ALFAAUTO:01-01...	No	PersonalVehicleS...		AAA	✓
<input type="checkbox"/>	Section	CustomerDetails...	ALFAAUTO:01-01...	No	CustomerDetails...		AAA	✓
<input type="checkbox"/>	Section	CustSearchSection	ALFAAUTO:01-01...	No	CustSearchSection		AAA	✓
<input type="checkbox"/>	Activity	ABCStdAct	ALFAAUTO:01-01...	No	ABCStdAct		AAA	✓
<input type="checkbox"/>	Activity	ABCAdvAgent	ALFAAUTO:01-01...	No	ABCAdvAgent		AAA	✓
<input type="checkbox"/>	Activity	ABCAdvAct	ALFAAUTO:01-01...	No	ABCAdvAct		AAA	✓
<input type="checkbox"/>	Flow	ForkFlow	ALFAAUTO:01-01...	No	ForkFlow		AAA	✓
<input type="checkbox"/>	Flow	UserScreenFlow	ALFAAUTO:01-01...	No	UserScreenFlow		AAA	✓
<input type="checkbox"/>	Flow Action	CustomerDetails...	ALFAAUTO:01-01...	No	CustomerDetails...		AAA	✓
<input type="checkbox"/>	Flow Action	AutoVehicleFA	ALFAAUTO:01-01...	No	AutoVehicleFA		AAA	✓

Bulk Prefix

Work item to associate

After Check in All the Records you can close the Window

Close

Now Open your Ruleset Form & Lock your Ruleset version: 01-01-02

Pega Dev Studio | Application: ALFA AUTO Ins... | Configure | Launch web interface | Create | Search

Edit Ruleset: ALFAAUTO RuleSet

ID: ALFAAUTO

Delete | Actions | Save

Versions | Security | Category | History

Validation mode

Application Validation
 Ruleset Validation

Rule information

Checked out: 0 | Rule count: 228

Secure	Version	Description	Approval required	Checked out	All rules
<input type="checkbox"/>	01-01-01	ALFAAUTO 01-01-01	<input type="checkbox"/>	0	140
<input type="checkbox"/>	01-01-02	ALFAAUTO:01-01-02	<input type="checkbox"/>	0	68

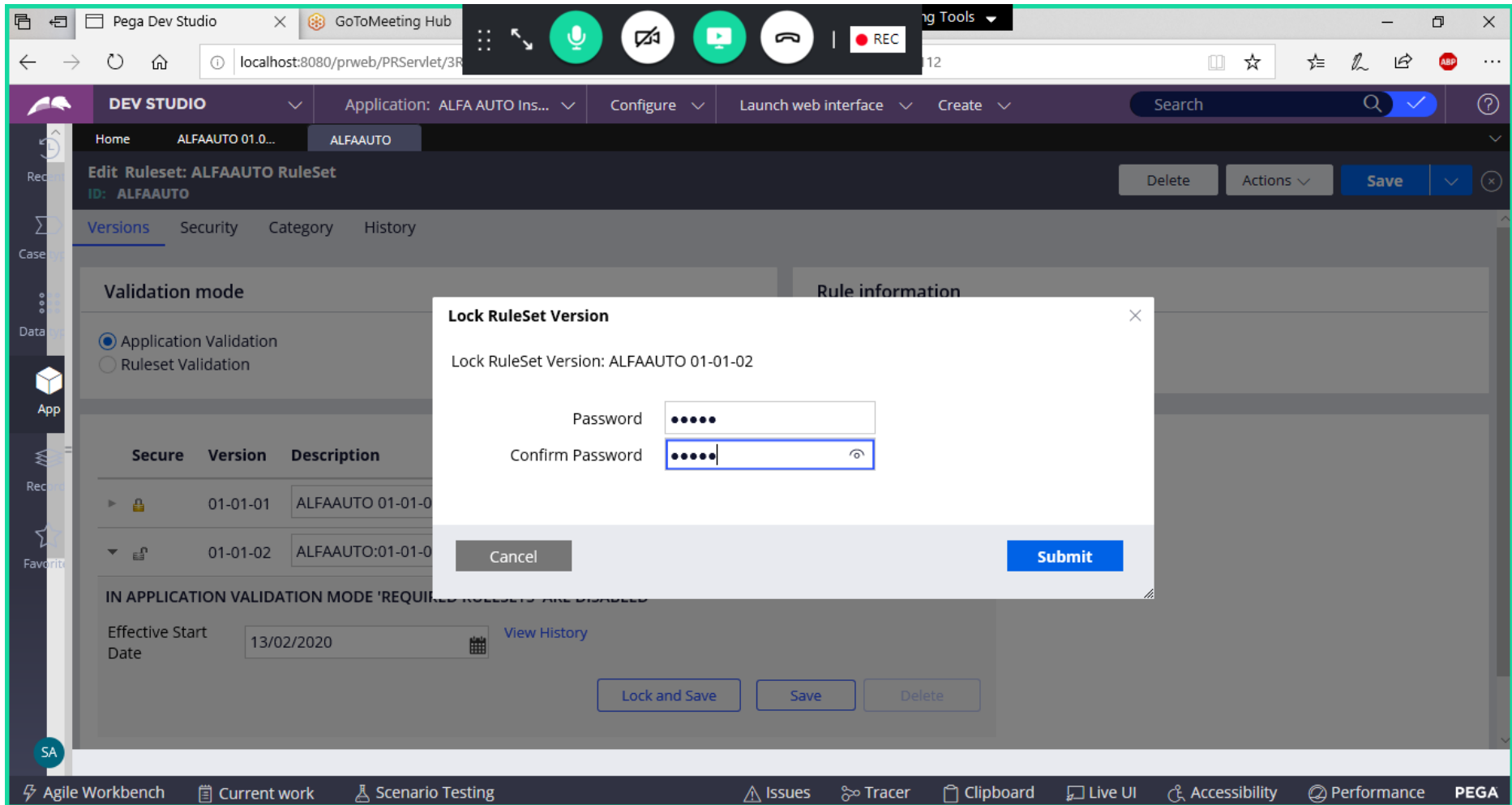
IN APPLICATION VALIDATION MODE 'REQUIRED RULESETS' ARE DISABLED

Effective Start Date: 13/02/2020 [View History](#)

Lock and Save | Save | Delete

SA

Agile Workbench | Current work | Scenario Testing | Issues | Tracer | Clipboard | Live UI | Accessibility | Performance | PEGA



Submit

Save Ruleset

Perform Minor Skimming for the current ruleset Version: 01-01-02

Open skimming Wizard:

PEGA Pega Dev Studio

localhost:8080/prweb/PRServlet/...

DEV STUDIO Search DEVELOPMENT

- Application
- Case Management
- Decisioning
- Data Model
- Mobile
- Reporting
- Integration
- Org & Security
- System
 - General
 - Settings
 - Performance
 - Database
 - Refactor
 - Classes
 - Rules
 - RuleSets
 - Release
 - Operations
 - Assembly
 - License
- User Interface

Pega Infinity™

Guardrail warnings (last 7 days) View all warnings Refresh

Severe	Moderate	Informational

Security status Refresh

0 out of 33

localhost:8080/prweb/PRServlet/app/ALFAAUTO_3RgaLFemDCaE7qAG3yL-rlYMIci6oLkh*/!STANDARD?pyActivity=Embed-PortalLayout.RedirectAndRun&ThreadName=OpenPortal_Developer&bPurgeTargetThread=true&bEncodeLocation=true&L...

The screenshot shows the Pega Dev Studio interface. At the top, there is a browser window with the URL `localhost:8080/prweb/PRServlet`. Below the browser, the Pega Dev Studio header is visible, including the 'DEV STUDIO' logo and a search bar. The main content area is titled 'System: Refactor' and has a 'Refresh' button. Underneath, there are tabs for 'Classes', 'Rules', and 'Rulesets', with 'Rulesets' selected. The page content is titled 'Refactor Rulesets Utilities' and lists several utility links: [Copy/Merge RuleSet](#), [Delete a RuleSet](#), [Skim a RuleSet](#), and [Rulebase Compare](#). The [Copy/Merge RuleSet](#) link is highlighted with a dashed blue box. The description for this utility states: 'Helps you **copy** RuleSets and RuleSet versions into new versions, **merge** several RuleSet versions into one version, **move** rules out of one RuleSet into another, or **change** a RuleSet version's number.'

Click on Skim a Ruleset

Skim to create a higher version

Major Version RuleSet Skim Minor Version RuleSet Skim

RuleSet ALFAAUTO

From Major Version 01-

Starting Version 01-01-01

Ending Version 01-01-02

To New Version

Skim

Close

Select Minor Version Ruleset Skim

Skim to create a higher version

Major Version RuleSet Skim Minor Version RuleSet Skim

RuleSet ALFAAUTO

From Major Version 01-

Starting Version 01-01-01

Ending Version 01-01-02

To New Version 01-02-01

Skim

Close

Click on Skim

Skim to create a higher version

Major Version RuleSet Skim Minor Version RuleSet Skim

RuleSet ALFAAUTO

From Major Version 01-

Starting Version 01-01-01

Ending Version 01-01-02

To New Version 01-02-01

Skim

Close

Skimming Complete. Please use the Application Validation tool to validate the newly created rulesets.

100.00%



Time Left: 0 seconds

Total Records: 189

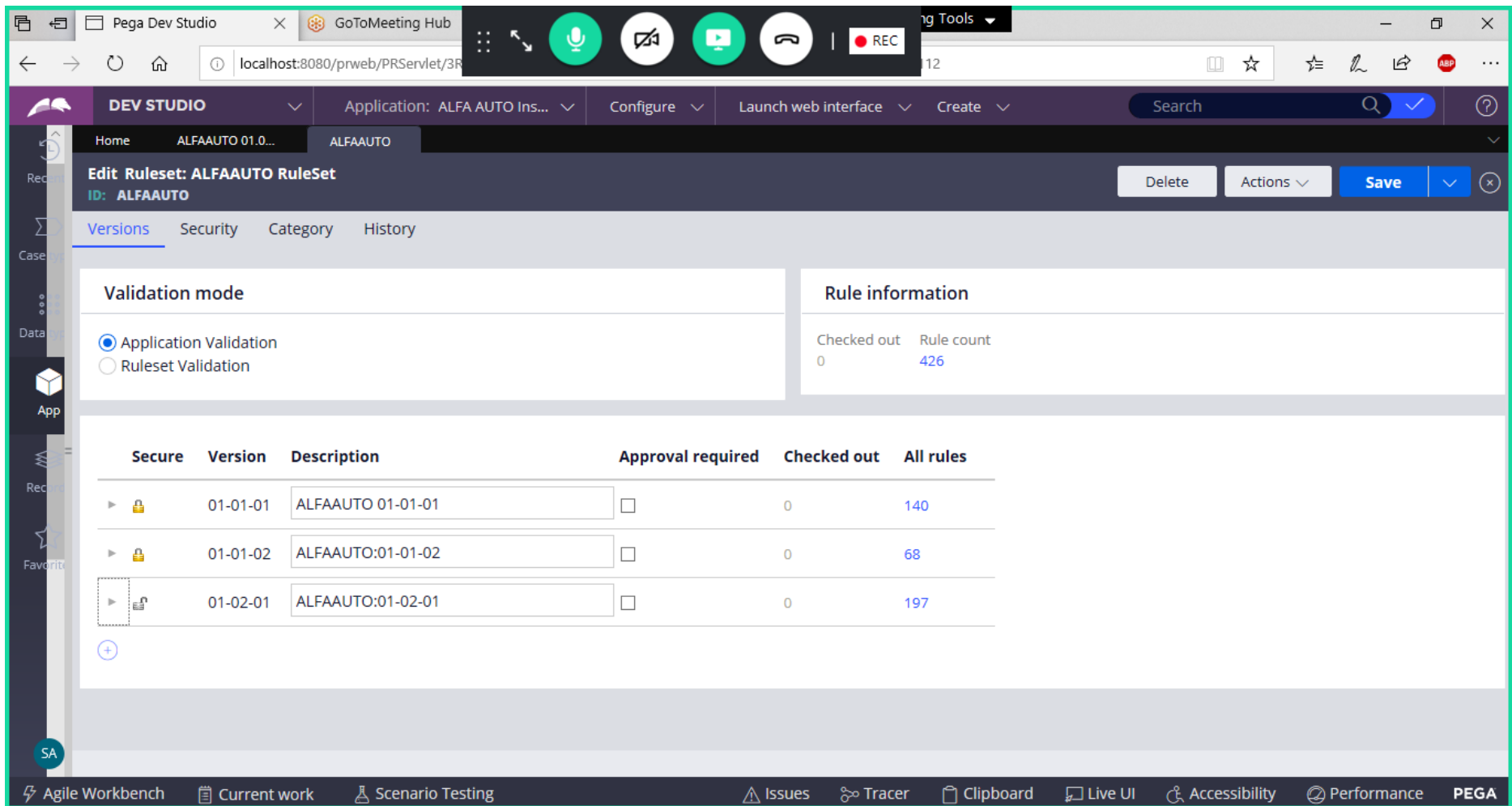
Records Moved: 189

Records Skipped: 0

Total Errors: 0

Click on Close

Now Open your Ruleset form:



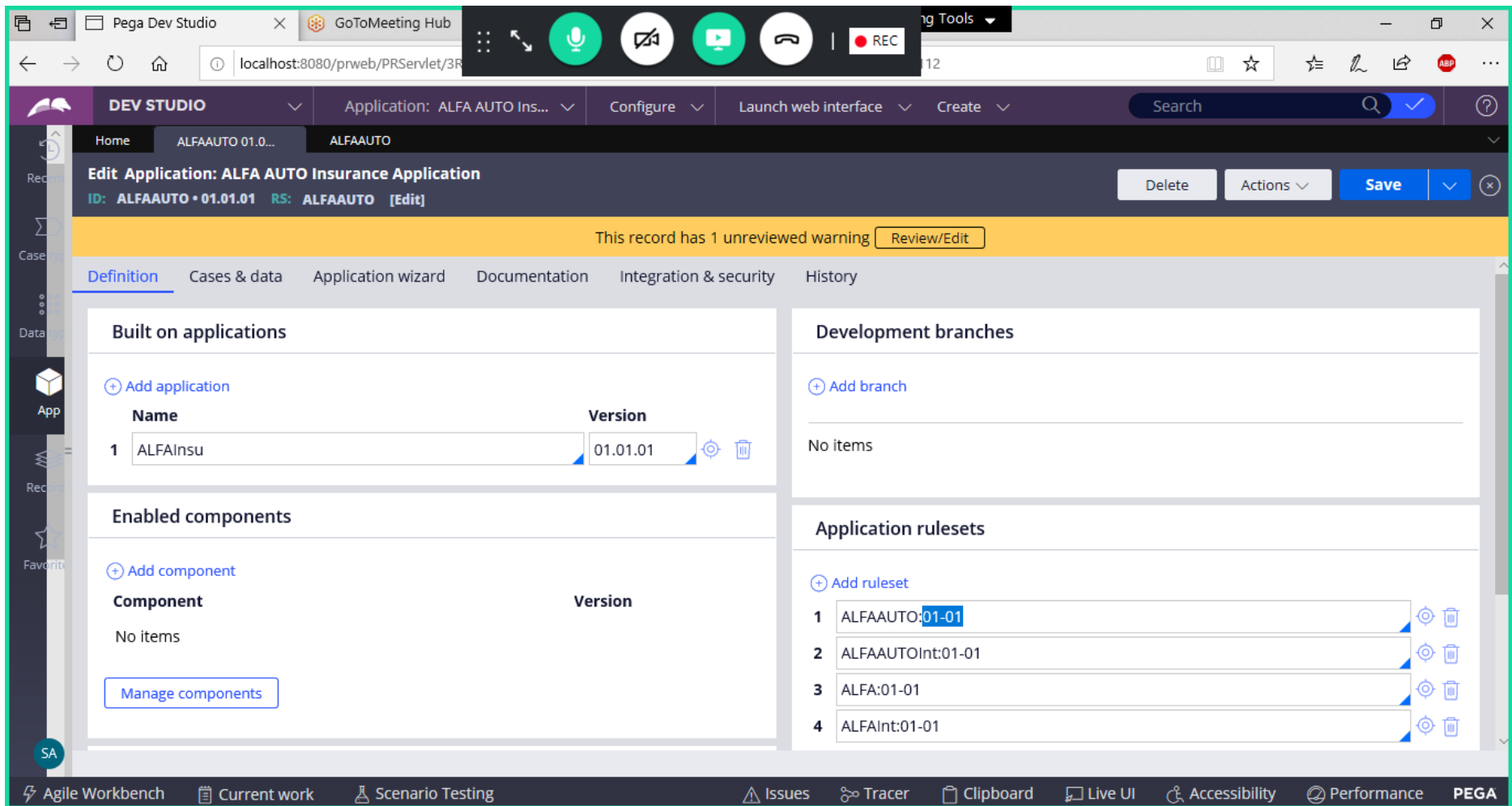
Now if you try to add any New Rule it will not show your Ruleset Version (01-02-01)

Instead It will Show : ALFAAUTOInt:01-01-01

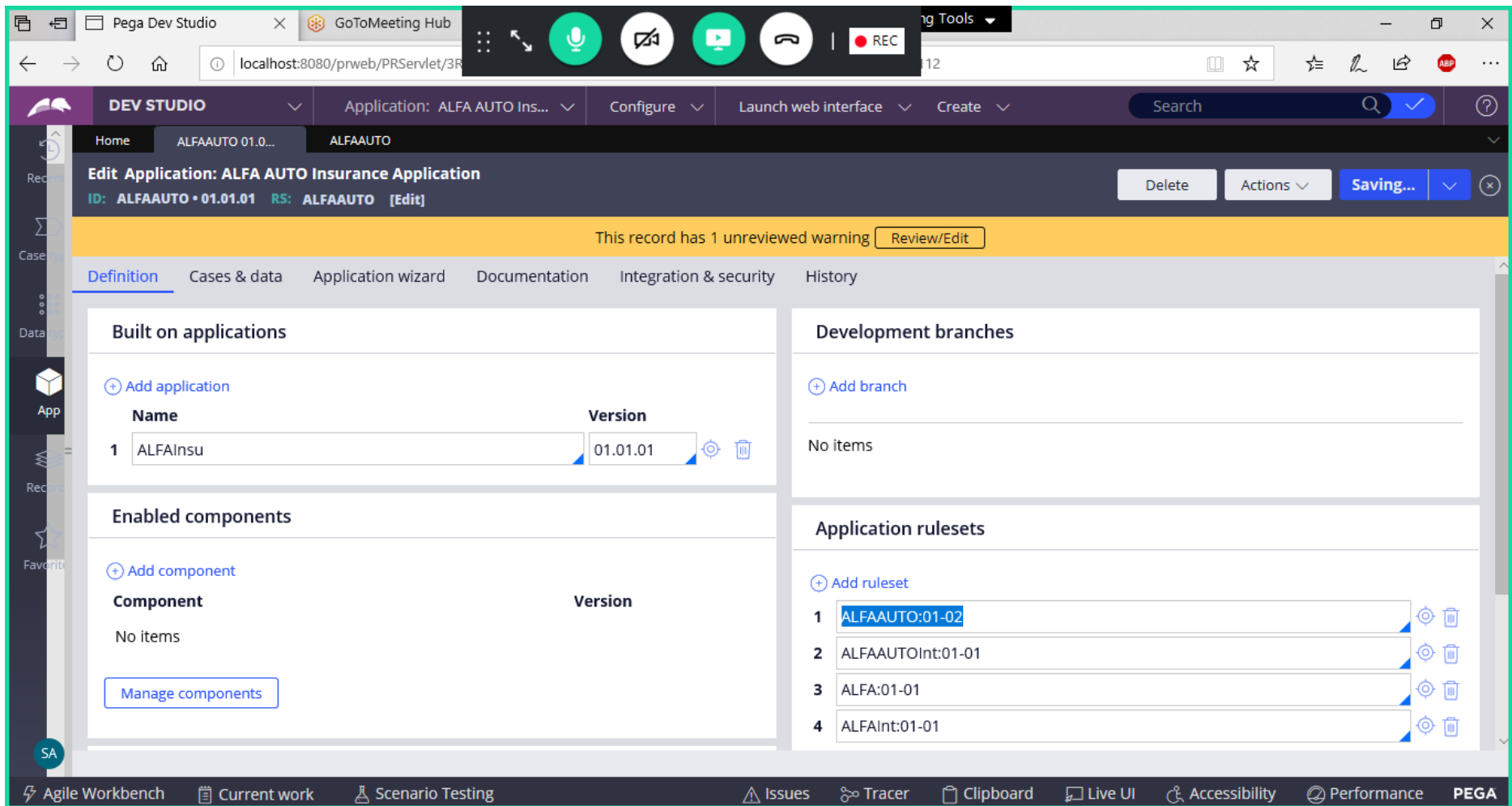
After Skimming the Minor Version is changed to 01-02, So Your Ruleset Version 01-02 is not identified by the server.

So, we have to Change our Ruleset Version from ALFAAUTO:~~01-01~~ to ALFAAUTO:~~01-02~~

Open Application Definition:



Change RuleSet Version to : ALFAAUTO:01-02



Save Application Definition

=====

