

NATA Examination #3 hours and 15 minutes#200 marks

Part A (PAPER BASED) #2hr 15min # 125 Marks

Drawings in A4 Size paper

3 Questions carrying 35 marks, 35 marks & 55 marks, respectively

Intermission Period of 15 minutes

Part B(ONLINE) # 45 minutes # 75 Marks

PCM (MCQ) 15 Questions X 1.5 mark each

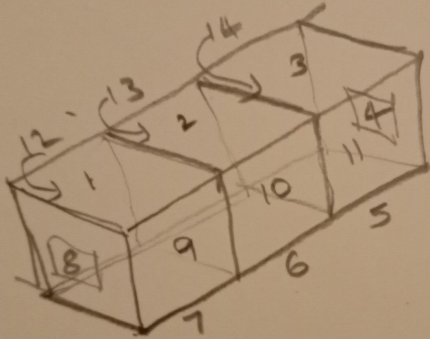
General Aptitude & (MCQ) 35 Questions X 1.5 marks each

Logical Reasoning


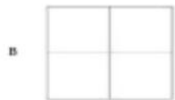

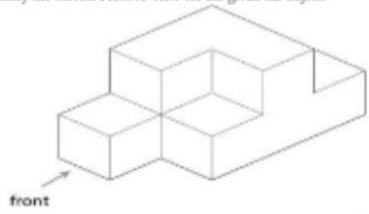
Second NATA Examination

July 2019 question paper

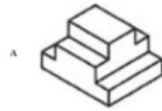
There are three cubes, one face of each cube is touching the face of 1 cube.
How many faces can you see in total.



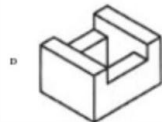
Q35: Identify the correct FRONT view for the given 3D object.



Correct Ans: B



C



Correct Ans: **B**

56: Sill level refers to a

Window

Roof

Door

Pipe

Correct Ans: **A**

Q56: Sill level refers to a

A Window

B Roof

C Door

D Pipe

Correct Ans: **A**

57: The word sciography is associated with which of the following

Wind

Shadow

Water

Heat

Correct Ans: **B**

Q59: A Stupa is associated with

- A Mughal architecture
- B Greek architecture
- C Gothic architecture
- D Buddhist architecture


Correct Ans: **D**



Draw a memorable family trip to you went and and depict at least one family member. It should be a well known place for landscape.

2. Draw a pleasing composition using three squares, one triangle, one circle. Use 3 colours of any medium. The topics or

1. Swachh Bharat
2. Global peace
3. Harmony



GLOBAL PEACE