



# Master Schedule & Gantt Chart

Project NOVA — Enterprise Digital Transformation

*GlobalBank Financial Services*

---

Start

**Jan 2025**

End

**Jun 2026**

Duration

**18 Months**

Critical Path

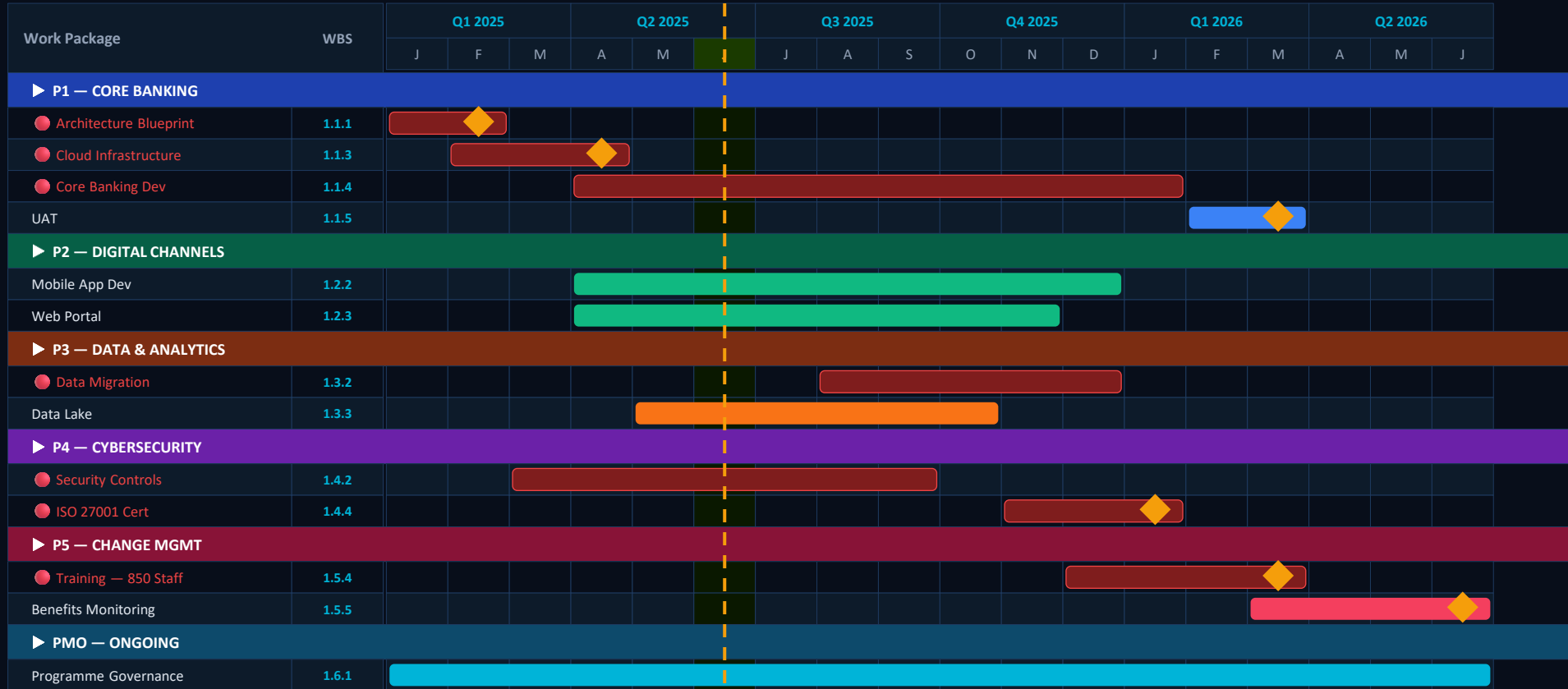
**7 Activities**



# Master Schedule — 18-Month Programme Gantt

Jan 2025 → Jun 2026 | Critical Path Highlighted | 28 Work Packages

TODAY



# Programme Milestone Register

Artifact 2

9 Key Milestones | Decision Gates | Go/No-Go Checkpoints

MS-01

Architecture Blueprint Approved

 28 Feb 2025

Gate: All workstreams proceed to build

MS-02

Cloud Infrastructure Live

 31 Mar 2025

Enables: Mobile App & Core Banking Dev

MS-03

Security Assessment Complete

 28 Feb 2025

Gate: Security controls begin

MS-04


Data Architecture Approved

 28 Feb 2025


Enables: Data Lake & Migration planning

MS-05

Change Impact Assessment Done

 31 Jan 2025


Enables: Training design & stakeholder engagement

MS-06 

Integration Testing & UAT Complete

 31 Oct 2025


Depends on: 1.2.3, 1.3.1, 1.4.2 all complete

MS-07 

ISO 27001 Certification Achieved

 31 Jan 2026


Regulatory requirement — must precede Go-Live

MS-08 

Training Complete — 850 Staff

 28 Feb 2026

Gate for Go-Live. Critical path item.

MS-09 

Go-Live & Programme Closure

 31 Mar 2026

Full system live. Benefits measurement begins.



# EVM Snapshot — Month 6 Status (June 2025)

Earned Value Management | BAC £12M | SPI 0.97 | CPI 0.98

Budget at Completion (BAC)	Earned Value (EV)	Actual Cost (AC)	EAC (Forecast Final Cost)	SPI (Schedule Performance)	CPI (Cost Performance)
<b>£12,000,000</b>	<b>£3,130,000</b>	<b>£3,195,000</b>	<b>£12,244,898</b>	<b>0.97</b>	<b>0.98</b>

Workstream	BAC	PV	EV	AC	SPI	CPI	Status
P1 Core Banking	£3.8M	£1,140k	£1,020k	£1,100k	0.89	0.93	⚠️ WATCH
P2 Digital Channels	£2.4M	£480k	£510k	£490k	1.06	1.04	✅ ON TRACK
P3 Data & Analytics	£2.1M	£630k	£600k	£620k	0.95	0.97	⚠️ WATCH
P4 Cybersecurity	£1.9M	£380k	£400k	£375k	1.05	1.07	✅ ON TRACK
P5 Change Mgmt	£1.0M	£333k	£333k	£340k	1.00	0.98	✅ ON TRACK
PMO	£800k	£267k	£267k	£270k	1.00	0.99	✅ ON TRACK
<b>PROGRAMME TOTAL</b>	<b>£12.0M</b>	<b>£3,230k</b>	<b>£3,130k</b>	<b>£3,195k</b>	<b>0.97</b>	<b>0.98</b>	<b>⚠️ WATCH</b>

## EVM INTERPRETATION:

SPI 0.97 = We are earning 97p of planned value for every £1 of schedule time — slight lag driven by P1 Core Banking. CPI 0.98 = We are earning 98p of value for every £1 spent — minor cost overrun. EAC £12.24M = Forecast final cost is £245k above BAC. Corrective Action: P1 schedule recovery plan presented to Steering Committee with 3 options.