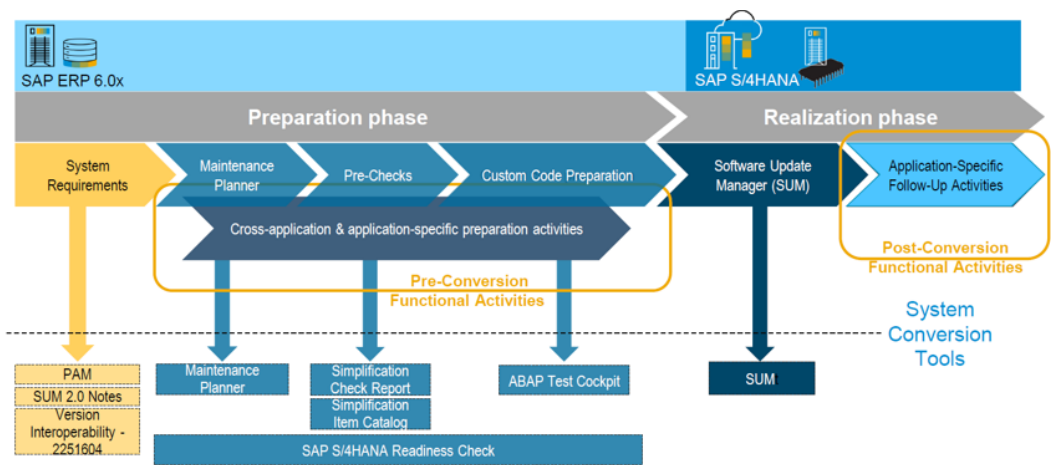


RISE with SAP

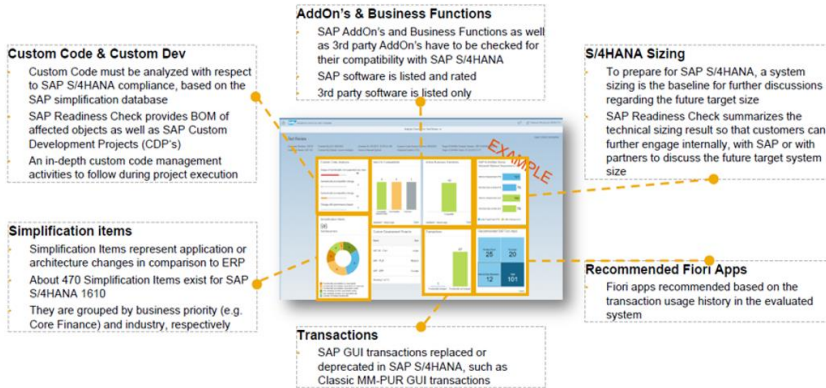
important steps



RISE with SAP

Some important steps to **convert** customer to S/4HANA in a RISE with SAP project

S/4HANA Technical Checks (SAP Readiness Check)



#1 – Technical Preparation (Basis Consultant)

- **SAP Readiness Check** - SAP assessment Tool to review implementation aspects, offering technical orientation to guide migration of:
 - Conflicting Add-ons
 - Conflict Business Functions
 - Maintenance Planner
- **ATC – Custom Code** - Compliance verification process of developments for S/4HANA compatibility.
- **Simplification Item Check** - Blocks / Actions and Fixes to be applied in the new environment

RISE with SAP

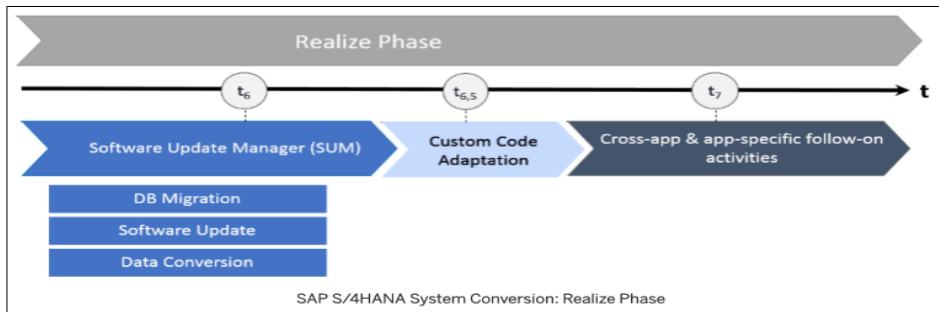


#2 – Logistics Preparation (Application Consultant - Logistic area)

- Business Partner concept
- Customer Vendor Integration (CVI)
- MRP Areas
- MATNR Extension
- Simplification Item check (Logistics)

#3 – Finance Preparation (Application Consultant - Finance area)

- Consistency checks
- Reconciliation
- Period-end and Document closing activities
- Document posting data
- Simplification Item check (Finance)



#4 – Technical Conversion with SUM (DMO) (Basis Consultant Developer (SPDD/SPAU))

- **SUM - Software Update Manager – for system conversion:** At this stage, the technical activities of database migration, software update and data conversion are carried out
- **Post migration Activities:** Activities required after the conversion is complete to enable operations to resume in the environment. These activities are also described in the delta list:
 - Adjustment in ABAP objects
 - FI/CO Data Migration
 - Activation of Material Ledger: This activation is a prerequisite of S/4HANA
 - Roll-back simulation: a roll-back simulation is foreseen in this step, to measure the necessary times if this is necessary at the time of the PRD conversion.

RISE with SAP



#5 – Finance Conversion (Application Consultant – finance area)

- FI Customizing and Data Model Adaptation
- FI Data Migration
- Financial Position Validation
- Post Migration FI Activities

#6 – SAP FIORI activation and configuration (Application Consultant – finance area)

- Overview of Fiori Deployment Options
- SAP Fiori apps selection
- Rapid Activation for SAP Fiori in SAP S/4HANA

RISE with SAP

#7 – Logistics activities (Application Consultant – Logistics area)

- Post Conversion Logistics Activities
- Optional: Configuration and Activation of S/4HANA Output Management

#8 - Custom Code adaptation (Basis Consultant Developer)

- Fiori specialties
- Secure communication
- Expose system to the internet
- Custom code fixes
- Overview of S/4HANA Extensibility Options
- Side-by-side and in-app Extensibility
- Custom Code Adaptation

RISE with SAP

