

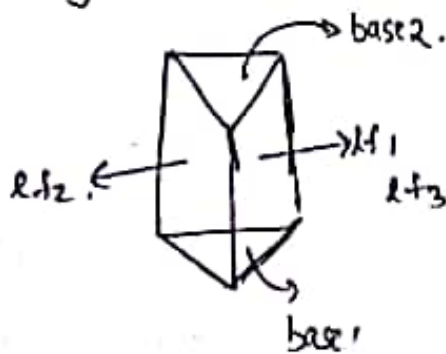
Mensuration

Solid \rightarrow An object having length, breadth, height (thickness) is called solid.


Side portions of solid called lateral surfaces.

Prism: A solid having two congruent & parallel faces called bases, and other lateral faces called are parallelogram.

formed by joining vertices of bases.



$l_1, l_2, l_3 \rightarrow$ parallelogram



Right prism: lateral faces are rectangles.

base is \perp to lateral edge.

bases of same shape



\rightarrow No. of lateral surfaces of right prism = No. of sides of base of prism

\rightarrow Total no. of surfaces of prism = No. of lateral surfaces,

+ 2 (Top & bottom are also surfaces)

= No. of sides of prism + 2.

\rightarrow Lateral surface = side of base No.

Total L.S = No. of lateral surfaces + 2.

Lateral surface area

$$= lh + lh + bh + bh = 2(lh + bh) = 2h(l+b)$$

$$\boxed{= 2h(l+b)}$$

↳ Cost of white wash, wrapping paper, Canvas tizing.

Total surface area

$$= \text{All surface area} \quad (6 \text{ surfaces})$$

$$= 2lh + lh + bh + bh + lb + lb$$

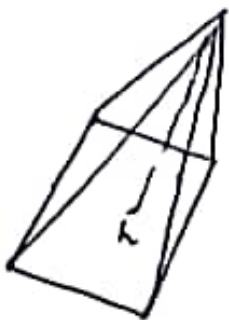
$$= 2(lb + bh + lh)$$

$$\text{Volume} = A \times h = (lb)h = lbh$$

$$\text{cube (Volume)} = A \times h = a^2 \times a = a^3.$$

→ Pyramid: Solid, which bases are polygon. one end. other end as vertex.
Lateral surfaces are triangle

All triangles meet at common point → vertex.



→ ^{it} base of regular polygon, \perp from vertex. coincide with center of polygon, called right pyramid.

→ length \perp from vertex to any side of polygon regular called slant height.

$$\text{Area of triangular face} = \frac{1}{2} \times (\text{side of polygon}) \times \text{slant height} \\ \left(\frac{1}{2} (b) \times \text{height} \right)$$

Area of Triangular = $\frac{1}{2} \times (\text{side}) \times (\text{slant height})$

Lateral surface area = $n \left[\frac{1}{2} \times (\text{side polygon}) \times (\text{slant height}) \right]$

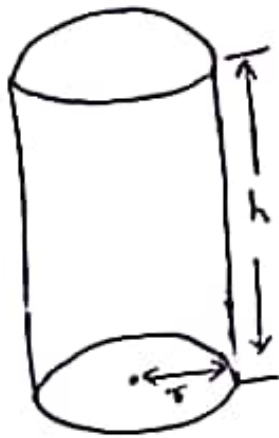
$n \rightarrow$ no of side of polygon.

= $\frac{1}{2} (\text{perimeter of base}) \times (\text{slant height})$

Total surface area = L.S.A + Area of base

$V = \frac{1}{3} \times (\text{Area of base}) \times (\text{height})$

\rightarrow Cylinder:



base \rightarrow circle.

(square \rightarrow right prism \rightarrow cylinder)

Lateral surface area = pxh

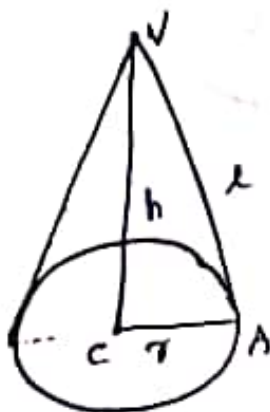
perimeter of base = $2\pi r$ (circle)

Curved surface area = perimeter \times height
 $= 2\pi r h$

Total S.A = $2\pi r h + \pi r^2$
 $= 2\pi r (h + r)$

Volume = (Area of base) \times height. ($\pi r^2 h$)
 $= \pi r^2 h$

Cone:



ΔVCA is right angle

$VC \perp AC$

$\rightarrow l^2 = h^2 + r^2$

$l = \sqrt{h^2 + r^2} \rightarrow$ slant height

cone \rightarrow base & top have different shapes.

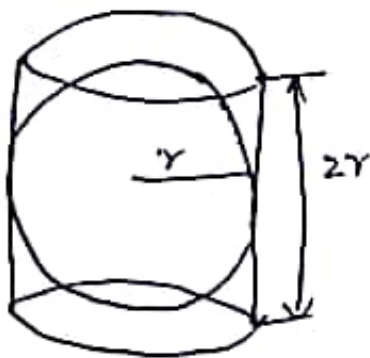
cone is not a prism.

$$\begin{aligned} \text{Curved surface area} &= \pi r l \\ &= \pi r (\sqrt{r^2 + h^2}) \end{aligned}$$

$$\begin{aligned} \text{Total S.A} &= \text{Area of base} + \text{L.S.A} \\ &= \pi r^2 + \pi r l \\ &= \pi r (r + l) \end{aligned}$$

$$V = \frac{1}{3} \pi r^2 h$$

\rightarrow Sphere:



$$\begin{aligned} \text{L.S.A cylinder} &= \text{cylinder} = 2\pi r (h) \\ &= 2\pi r (2r) \\ &= 4\pi r^2 \end{aligned}$$

L.S.A cylinder = Surface area of sphere

$$\text{Total surface area} = 4\pi r^2$$

$$\text{Volume} = \frac{4}{3} \pi r^3$$

hemisphere: lateral surface area = $\frac{1}{2} (4\pi r^2) = 2\pi r^2$

$$\begin{aligned} \text{total surface area} &= 2\pi r^2 + \pi r^2 = 3\pi r^2 \\ &\quad \downarrow \qquad \searrow \\ &\quad \text{lateral} \qquad \text{circle upon} \\ &\quad \text{surface} \qquad \text{sphere} \end{aligned}$$