

Left Handed Chord Charts

<https://dazwatsonmusic.weebly.com>

open position chords (first three frets plus nut or open strings)

Black diamonds are root tones.

Grayed tones are optional.

White filled tones behind the nut are open string tones (to be included in chord).

X ed strings at the nut are muted or not played.

Large numbers inside chord dots are fingering numbers:

1 = index finger

2 = middle finger

3 = ring finger

4 = little finger

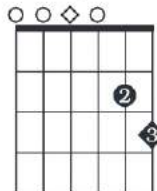
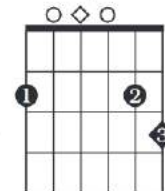
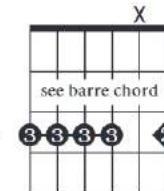
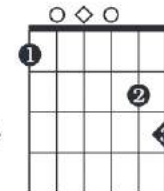
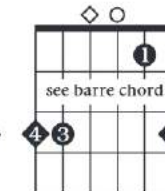
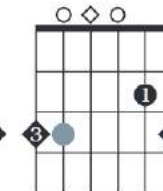
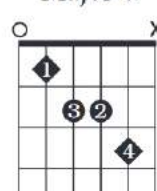
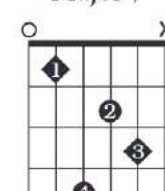
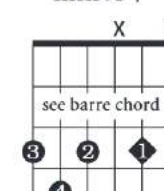

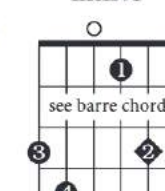
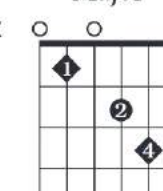
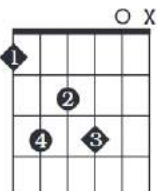
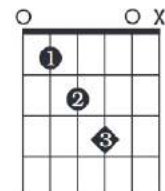
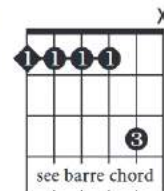
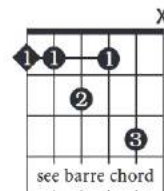
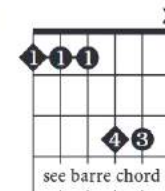

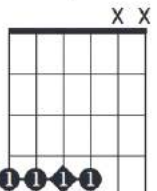
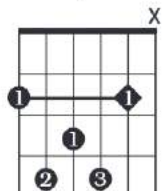
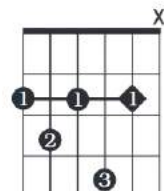
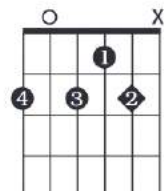


T = thumb

<p>E Major 6</p> <p>R 6 3 R 5 R</p>	<p>E Major 7</p> <p>R 5 3 7 5 R</p>	<p>E minor 7</p> <p>R b7 b3 R 5 R</p>	<p>E Dom 7</p> <p>R b7 3 b7 5 R</p>	<p>E minor</p> <p>R 5 b3 R 5 R</p>	<p>E Major</p> <p>R 5 3 R 5 R</p>
<p>A Major 6</p> <p>6 3 R 5 R 5</p>	<p>A Major 7</p> <p>5 3 7 5 R 5</p>	<p>A minor 7</p> <p>5 b3 b7 5 R 5</p>	<p>A Dom 7</p> <p>5 3 b7 5 R 5</p>	<p>A minor</p> <p>5 b3 R 5 R 5</p>	<p>A Major</p> <p>5 3 R 5 R 5</p>
<p>D Major 6</p> <p>3 6 5 R 5</p>	<p>D Major 7</p> <p>3 7 5 R 5</p>	<p>D minor 7</p> <p>b3 b7 5 R 5</p>	<p>D Dom 7</p> <p>3 b7 5 R 5</p>	<p>D minor</p> <p>b3 R 5 R 5</p>	<p>D Major</p> <p>3 R 5 R 5 3</p>

Left Handed Chord Charts

<https://dazwatsonmusic.weebly.com>

open position chords (first three frets plus nut or open strings)

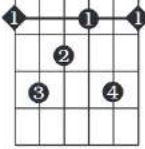
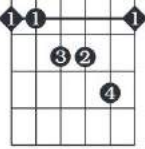
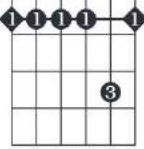
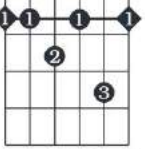
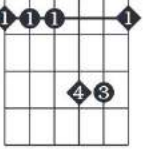

<p>G Major 6</p>  <p>6 3 R 5 3 R</p>	<p>G Major 7</p>  <p>7 3 R 5 3 R</p>	<p>G minor 7</p>  <p>see barre chord</p> <p>R 5 b3 b7 R</p>	<p>G Dom 7</p>  <p>b7 3 R 5 3 R</p>	<p>G minor</p>  <p>see barre chord</p> <p>R 5 R 5 b3 R</p>	<p>G Major</p>  <p>R 3 R 5 3 R</p> <p>5</p>
<p>C Major 6</p>  <p>3 R 6 3 R</p>	<p>C Major 7</p>  <p>3 R 7 3 R</p>	<p>C minor 7</p>  <p>see barre chord</p> <p>5 b3 b7 R</p>	<p>C Dom 7</p>  <p>3 R b7 3 R</p>	<p>C minor</p>  <p>see barre chord</p> <p>5 b3 5 b3 R</p>	<p>C Major</p>  <p>3 R 5 3 R 5</p>
<p>F Major 6</p>  <p>R 6 3 R 3</p>	<p>F Major 7</p>  <p>7 5 3 R 3</p>	<p>F minor 7</p>  <p>see barre chord</p> <p>R 5 b3 b7 5</p>	<p>F Dom 7</p>  <p>see barre chord</p> <p>R 5 3 b7 5</p>	<p>F minor</p>  <p>see barre chord</p> <p>R 5 b3 R 5</p>	<p>F Major</p>  <p>see barre chord</p> <p>R 5 3 R 5</p>
<p>B Major 6</p>  <p>6 3 R 5</p>	<p>B Major 7</p>  <p>5 3 7 5 R</p>	<p>B minor 7</p>  <p>5 b3 b7 5 R</p>	<p>B Dom 7</p>  <p>5 R b7 3 R</p>	<p>B minor</p>  <p>see barre chord</p> <p>5 b3 R 5</p>	<p>B Major</p>  <p>see barre chord</p> <p>5 3 R 5</p>

Left Handed Chord Charts

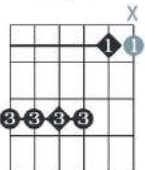
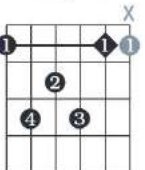
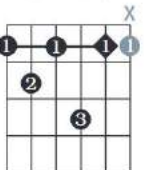

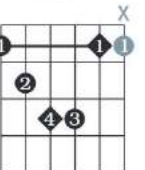

<https://dazwatsonmusic.weebly.com>

Movable Barre chords

Root on String One (low E)

Dom 7/6	Major 7	minor 7	Dom 7	minor	Major
					
R 6 3 b7 5 R	R 5 3 7 5 R	R 5 b3 b7 5 R	R 5 3 b7 5 R	R 5 b3 R 5 R	R 5 3 R 5 R

* Root on String Two

Major 6	Major 7	minor 7	Dom 7	minor	Major
					
6 3 R 5 R 5	5 3 7 5 R 5	5 b3 b7 5 R 5	5 3 b7 5 R 5	5 b3 R 5 R 5	5 3 R 5 R 5

* Low 5th (grayed tone) is always optional. If used, simply barre across all 6 strings with your index finger.

The roots (lowest black diamonds) of these barre chord voicings can be aligned to any fret-line to produce the desired letter named chord.

For example: the Major barre chord shape that looks like the open position E Major chord (top row, root on string one or low E) can be played at the first fret for an F Major chord, or at the third fret for a G Major chord. Likewise, the Major barre chord shape that looks like the open position A Major chord (second row, root on string two or A) can be played on the second fret for B Major or on the third fret for C Major.

This principle applies to all barre chords, Major, minor, seventh, etc. That's the beauty of barre chords, they're movable and universal.

Memorize the letter names and locations (fret number) of the notes on strings one and two, low E and A (first twelve frets). Consult the Guitar Fretboard Note Speller.

Left Handed Chord Charts

<https://dazwatsonmusic.weebly.com>

Lefty Guitar Fretboard Notes Spelled

Nut = open strings Fret 0

Fret #	0	E	B	G	Nut	D	A	E
	1	F	C	G#/A♭	D#/E♭	A#/B♭	F	
	2	F#/G♭	C#/D♭	A	E	B	F#/G♭	
	3	G	D	A#/B♭	F	C	G	
	4	G#/A♭	D#/E♭	B	F#/G♭	C#/D♭	G#/A♭	
	5	A	E	C	G	D	A	
	6	A#/B♭	F	C#/D♭	G#/A♭	D#/E♭	A#/B♭	
	7	B	F#/G♭	D	A	E	B	
	8	C	G	D#/E♭	A#/B♭	F	C	
	9	C#/D♭	G#/A♭	E	B	F#/G♭	C#/D♭	
	10	D	A	F	C	G	D	
	11	D#/E♭	A#/B♭	F#/G♭	C#/D♭	G#/A♭	D#/E♭	
octave fret	12	E	B	G	D	A	E	

A \flat	A \flat m	A \flat 6	A \flat 7	A \flat 9	A \flat m6	A \flat m7	A \flat maj7	A \flat m7 \flat 5	A \flat +	A \flat sus 4
A	Am	A6	A7	A9	Am6	Am7	Amaj7	Am7 \flat 5	A+	Asus 4
B \flat	B \flat m	B \flat 6	B \flat 7	B \flat 9	B \flat m6	B \flat m7	B \flat maj7	B \flat m7 \flat 5	B \flat +	B \flat sus 4
B	Bm	B6	B7	B9	Bm6	Bm7	Bmaj7	Bm7 \flat 5	B+	Bsus 4
C	Cm	C6	C7	C9	Cm6	Cm7	Cmaj7	Cm7 \flat 5	C+	Csus 4
D \flat	D \flat m	D \flat 6	D \flat 7	D \flat 9	D \flat m6	D \flat m7	D \flat maj7	D \flat m7 \flat 5	D \flat +	D \flat sus 4
D	Dm	D6	D7	D9	Dm6	Dm7	Dmaj7	Dm7 \flat 5	D+	Dsus 4
E \flat	E \flat m	E \flat 6	E \flat 7	E \flat 9	E \flat m6	E \flat m7	E \flat maj7	E \flat m7 \flat 5	E \flat +	E \flat sus 4
E	Em	E6	E7	E9	Em6	Em7	Emaj7	Em7 \flat 5	E+	Esus 4
F	Fm	F6	F7	F9	Fm6	Fm7	Fmaj7	Fm7 \flat 5	F+	Fsus 4
F \sharp	F \sharp m	F \sharp 6	F \sharp 7	F \sharp 9	F \sharp m6	F \sharp m7	F \sharp maj7	F \sharp m7 \flat 5	F \sharp +	F \sharp sus 4
G	Gm	G6	G7	G9	Gm6	Gm7	Gmaj7	Gm7 \flat 5	G+	Gsus 4

